LEISTUNG®
energie

United Kingdom | Australia | China | Chile | Germany |
Hongkong | Indonesia | Malaysia | Russia | Singapore |
South Africa | Thailand | Vietnam |

info@leistung-energie.com | www.leistung-energie.com



Leistung Energie/Catalog/Generator Catalog/202207/EN

# Generator Solutions Catalog


leistung-energie.com

LEISTUNG
energie

# Conontent



# Who is Leistung Energie

Leistung Energie is a multinational focused on design, manufacture and distribution of energy generation systems. Leistung Energie is commit to be world-class expert in power supplying with the use of cutting-edge techologies, excellent designs, global service and distribution locations, that culminates in the contribution of the improvement of global power supplies.

Leistung Energie products include diesel and alternatively-fueled electrical generator sets, natural gas generator sets, DC generator sets light tower, electrical paralleling equipment and controls. All of which are widely used in the applications of office buildings, factories, municipal work, power stations, universities, recreational vehicles, yachts and household power.

Leistung Energie processes professional engineering teams to offer maximum quality solutions and services, that both meet the needs of diversified customer and fundamental market, and customized services also. The company can propose tailored solution for certain market niches, and necessary training of installation, operation and maintenance.

Leistung Energie can manage and design turnkey soliutions for power station and IPP. The system are flexible in the selection of options, and installs quickly, integrates easily, operates reliably and delivers more power. Thus, you can count on Leistung Energie to ensure the interated service from project design to implement, which guarantees the safe and stable operation of the power station.

Support from Leistung Energie goes way beyond the sale. At this time, Leistung Energie has 2 production centers and 3 subsidiaries, present over 80 countries with more than 30,000 generator sets. The global network of more than 120 dealer locations give confidences to our partners who know that support is available for them. We maintain close relationship with upstream partners, such as CATERPILLAR, CUMMINS, PERKINS, SCANIA, DEUTZ, DOOSAN, VOLVO, STAMFORD, LEROY SOMER etc., all of them have strategy partnership with Leistung Energie.

Welcome to Leistung Energie, Leistung Energie would like to be your sincere partner providing you professional solution for your power need.


LEISTUNG
energie

# Worldwide Network

*Leistung Energie hope to offer you wide range products and maximum quality personalized service through our branches widely.*

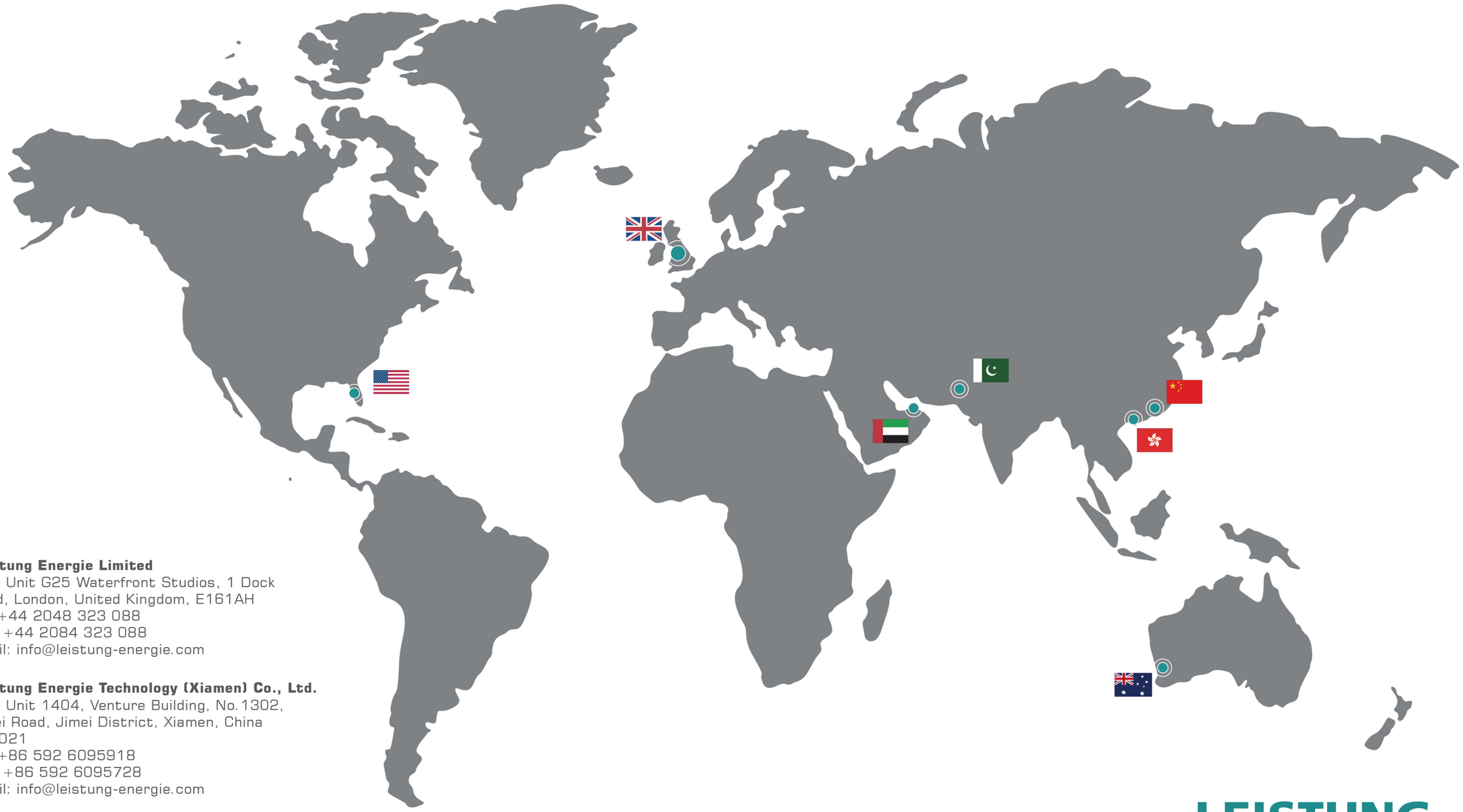


**Leistung Energie Limited**
Add: Unit G25 Waterfront Studios, 1 Dock Road, London, United Kingdom, E161AH
Tel: +44 2048 323 088
Fax: +44 2084 323 088
Email: info@leistung-energie.com

**Leistung Energie Technology (Xiamen) Co., Ltd.**
Add: Unit 1404, Venture Building, No.1302, Jimei Road, Jimei District, Xiamen, China 361021
Tel: +86 592 6095918
Fax: +86 592 6095728
Email: info@leistung-energie.com

**Leistung Energie Pty Ltd**
Add: Suite 5 Riverton Professional Centre, 365 High Rd, Parkwood, WA 6147 Australia
M: +614 3247 9590
T: +618 934543788
Email: mc@leistungenergie.com


LEISTUNG energie





**P1650D5**

- Perkins
- Standby power 1650kva
- 5: 50HZ
  6: 60HZ
- D: Diesel engine
  E: Diesel EFI engine
  N: Natural gas engine

| Engine brand and acronym | |
|---|---|
| C | powered by Cummins |
| P | powered by Perkins |
| M | powered by MTU |
| DE | powered by Deutz |
| AF | powered by Leistung Energie |
| MS | powered by MHI |
| D | powered by Doosan |
| S | powered by Scania |

## Iconographic index

- Diesel Generator
- Open skid type
- Water-cooled
- CE Certified
- Sound-proof type
- Oil-cooled
- ISO 9001 Certified
- Containerized type

ISO 9001 BUREAU VERITAS Certification

As and ISO 9001 certified company we can eneure that every one of our customers receives a generator of quality that has been tested rigorously prior to shipment. The certification is a result of our commitment to continuous improvement and guarantees quality in the processes of design, manufacture and marketing of all Leistung Energie units. This standard entails the inspection of each component and meticulous control over every phase from the start of the production line. Each department, from sales to the assembly line, complies with the specifications and has the full participation and involvement on behalf the Leistung Energie personnel, whose main focus is always customer satifaction.

Leistung Energie entire diesel generator sets complies with the CE making, which includes the following directives:

- 2006/42/EC Machinery safety.
- 2006/95/EC Low voltage
- EN60204-1: 2006+A1: 2009, EN ISO 12100:2010, EN ISO 13849-1: 2008, EN 12601: 2010

50HZ

# CAT Series

Diesel Generator Sets | Powered by CAT

LEISTUNG energie

50HZ

KVA 9 | 9.5 | 715 | 1000 | 2000 | 3000


www.leistung-energie.com

Diesel Generator | Three Phase

50HZ T

Authorized by CAT

## CAT Series | 400V_Diesel 9.5kVA - 715kVA

| Genset Model | ESP KVA | ESP KW | PRP KVA | PRP KW | Fuel Cons L/H (75%) | L*W*H (mm) | or L*W*H (mm) | Engine Model | Country of origin | Cyl Arrangement | Displacement (L) | Gov | Cooling |
|---|---|---|---|---|---|---|---|---|---|---|---|---|---|
| DE9.5E3 | 9.5 | 8 | 9 | 7 | 2.6 | 1400*620*996 | 1550*935*1055 | C1.1 | China | 3L | 1.1 | M | Water-cooling |
| DE13.5E3 | 13.5 | 11 | 13 | 10 | 3.7 | 1400*620*1054 | 1550*935*1055 | C1.1 | China | 3L | 1.1 | M | Water-cooling |
| DE18E3 | 18 | 14 | 17 | 13 | 4.4 | 1500*620*1115 | 1550*935*1055 | C1.5 | China | 4L | 1.5 | M | Water-cooling |
| DE22E3 | 22 | 18 | 20 | 16 | 5.3 | 1500*620*1115 | 1550*935*1055 | C1.5 | China | 4L | 1.5 | M | Water-cooling |
| DE33E0 | 33 | 26 | 30 | 24 | 7 | 1540*970*1361 | 1863*899*1348 | C3.3 | UK | 3L | 3.3 | M/E | Water-cooling |
| DE50E0 | 50 | 40 | 45 | 36 | 10.5 | 1925*1120*1361 | 2291*1026*1433 | C3.3 | UK | 3L | 3.3 | M/E | Water-cooling |
| DE55E0 | 55 | 44 | 50 | 40 | 11.5 | 1925*1120*1361 | 2291*1026*1433 | C3.3 | UK | 3L | 3.3 | M/E | Water-cooling |
| DE65E0 | 65 | 52 | 60 | 48 | 13.6 | 1925*1120*1361 | 2291*1026*1433 | C3.3 | UK | 3L | 3.3 | M/E | Water-cooling |
| DE88E0 | 88 | 70.4 | 80 | 64 | 18 | 1925*1120*1361 | 2291*1126*1534 | C4.4 | China | 4L | 4.4 | M/E | Water-cooling |
| DE110E2 | 110 | 88 | 100 | 80 | 21.7 | 2089*1120*1361 | 2761*1126*1539 | C4.4 | China | 4L | 4.4 | M/E | Water-cooling |
| DE150E0 | 150 | 120 | 135 | 108 | 29.7 | 2500*1120*1430 | 3511*1126*1686 | C7.1 | China | 6L | 7 | E | Water-cooling |
| DE165E0 | 165 | 132 | 150 | 120 | 32.4 | 2500*1120*1528 | 3511*1126*1686 | C7.1 | China | 6L | 7 | E | Water-cooling |
| DE200E0 | 200 | 160 | 180 | 144 | 40.2 | 2510*1010*1646 | 3511*1325*1684 | C7.1 | China | 6L | 7 | E | Water-cooling |
| DE220E0 | 220 | 170 | 200 | 160 | 45.4 | 2500*1320*1626 | 3511*1325*1325 | C7.1 | China | 6L | 7 | E | Water-cooling |
| DE250E0 | 250 | 200 | 230 | 184 | 47.9 | 3300*1100*1771 | 3985*1410*2165 | C9 | China | 6L | 8.8 | E | Water-cooling |
| DE275E0 | 275 | 220 | 250 | 200 | 51.9 | 3300*1100*1771 | 3985*1410*2165 | C9 | China | 6L | 8.8 | E | Water-cooling |
| DE300E0 | 300 | 240 | 275 | 220 | 58.1 | 3300*1100*1771 | 3985*1410*2165 | C9 | China | 6L | 8.8 | E | Water-cooling |
| DE330E0 | 330 | 264 | 300 | 240 | 62.5 | 3300*1100*1771 | 3985*1410*2165 | C9 | China | 6L | 8.8 | E | Water-cooling |
| DE400E0 | 400 | 320 | 350 | 280 | 72.3 | 3800*1130*2156 | 4930*1620*2221 | C13 | USA | 6L | 13 | E | Water-cooling |
| DE450E0 | 450 | 360 | 400 | 320 | 82.6 | 3800*1130*2156 | 4930*1620*2221 | C13 | USA | 6L | 13 | E | Water-cooling |
| DE500E0 | 500 | 400 | 455 | 364 | 94.5 | 3823*1110*2166 | 4930*1658*2221 | C15 | USA | 6L | 15.2 | E | Water-cooling |
| DE550E0 | 550 | 440 | 500 | 400 | 102 | 3823*1110*2166 | 4930*1658*2221 | C15 | USA | 6L | 15.2 | E | Water-cooling |
| DE605E0 | 605 | 484 | 550 | 440 | 111 | 3910*1461*2155 | 5320*1920*2289 | C18 | USA | 6L | 18.1 | E | Water-cooling |
| DE660E0 | 660 | 528 | 600 | 480 | 122.7 | 3910*1461*2155 | 5320*1920*2289 | C18 | USA | 6L | 18.1 | E | Water-cooling |
| DE715E0 | 715 | 572 | 650 | 520 | 130.6 | 3910*1461*2155 | 5320*1920*2289 | C18 | USA | 6L | 18.1 | E | Water-cooling |

Water-cooling

Open-side type | Sound-proof type | The engine is USA original | The engine is UK original | The engine is China original

The rating is according to ISO 8528-1: +25℃ mASL; 30% relative humidity. The power losses please consult Leistung Energie Technical Department.

Further voltage rating are available under request: 50HZ_380V/415V/440V, 60HZ_208V/240V/380V/440V/480V

PRP-ISO8528: prime power is the maximum power available during a variable power sequence, which may be run for an unlimited number of hours per year, between stated maintenance intervals. The permissible average power output during at 24 hours period shall not exceed 80% of the prime power. 10% overload available for governing purposes only.

ESP-ISO8528: It is defined as the maximum power available, under the agreed operating conditions, for which the generating set is capable of delivering for up to 500 h of operation per year (of which no more than 300 h for continuative use) with the maintenance intervals and procedures being carried out as prescribed by the manufacturers. No overload capability is available.

50HZ 60HZ

# C Series

Diesel Generator Sets | Powered by Cummins

LEISTUNG energie




50HZ T

Diesel Generator | Three Phase

Powered by Cummins

## C Series | 400V_Diesel 33kVA - 3000kVA

| Genset Model | ESP | | PRP | | Fuel Cons L/H (75%) | L*W*H (mm) | or L*W*H (mm) | Engine Model | Country of origin | Cyl Arrangement | Displacement (L) | Gov | Cooling |
|---|---|---|---|---|---|---|---|---|---|---|---|---|---|
| | KVA | KW | KVA | KW | | | | | | | | | |
| C33D5 | 33 | 26 | 30 | 24 | 5.7 | 1680*975*1485 | 2300*955*1250 | 4B3.9G12 | | 4L | 3.9 | M | ≈ |
| C44D5 | 44 | 35 | 40 | 32 | 5.2 | 1750*990*1510 | 2680*1100*1732 | 4BT3.9G1 | | 4L | 3.9 | M | ≈ |
| C44D5A | 44 | 35 | 40 | 32 | 7.3 | 1750*990*1510 | 2680*1100*1732 | 4BT3.9G2 | | 4L | 3.9 | E | ≈ |
| C55D5 | 55 | 44 | 50 | 40 | 10 | 1800*980*1410 | 2680*1100*1732 | 4BTA3.9G2 | | 4L | 3.9 | E | ≈ |
| C66D5 | 66 | 53 | 60 | 48 | 10 | 1900*980*1410 | 2680*1100*1732 | 4BTA3.9G2 | | 4L | 3.9 | E | ≈ |
| C88D5 | 88 | 70 | 80 | 64 | 13.2 | 1900*980*1410 | 2680*1100*1732 | 4BTA3.9G11 | | 4L | 3.9 | E | ≈ |
| C110D5 | 110 | 88 | 100 | 80 | 16.9 | 2150*1000*1440 | 3170*1100*1780 | 6BT5.9G2 | | 6L | 5.9 | E | ≈ |
| C125D5 | 125 | 100 | 113 | 90 | 20 | 2150*1000*1440 | 3170*1100*1780 | 6BTA5.9G2 | | 6L | 5.9 | E | ≈ |
| C138D5 | 138 | 110 | 125 | 100 | 23 | 2160*1000*1490 | 3350*1100*1795 | 6BTAA5.9G2 | | 6L | 5.9 | E | ≈ |
| C150D5 | 150 | 120 | 138 | 110 | 23 | 2200*1080*1528 | 3350*1100*1795 | 6BTAA5.9G2 | | 6L | 5.9 | E | ≈ |
| C165D5 | 165 | 132 | 150 | 120 | 26 | 2200*1080*1528 | 3600*1170*1950 | 6BTAA5.9G12 | | 6L | 5.9 | E | ≈ |
| C200D5 | 200 | 160 | 180 | 144 | 31 | 2360*1000*1460 | 3820*1140*2062 | 6CTA8.3G2 | | 6L | 8.3 | E | ≈ |
| C220D5 | 220 | 176 | 200 | 160 | 34 | 2375*1000*1550 | 3870*1150*2112 | 6CTAA8.3G2 | | 6L | 8.3 | E | ≈ |
| C275D5 | 275 | 220 | 250 | 200 | 39 | 2600*1070*1690 | 3970*1170*2222 | 6LTAA8.9G2 | | 6L | 8.9 | E | ≈ |
| C275D5N | 275 | 220 | 250 | 200 | 41.3 | 3040*1150*1960 | 4215*1400*2250 | NT855GA | | 6L | 14 | E | ≈ |
| C300D5 | 300 | 240 | 275 | 220 | 44 | 3040*1150*1960 | 4215*1400*2250 | 6LTAA9.5G3 | | 6L | 9.5 | E | ≈ |
| C330D5 | 330 | 264 | 300 | 240 | 46.1 | 3040*1150*1960 | 4215*1400*2250 | NTA855G1A | | 6L | 14 | E | ≈ |
| C330D5A | 330 | 264 | 300 | 240 | 52 | 3040*1150*1960 | 4215*1400*2250 | 6LTAA9.5G1 | | 6L | 9.5 | E | ≈ |
| C350D5 | 350 | 280 | 313 | 250 | 54.3 | 3040*1150*1960 | 4215*1400*2250 | NTA855G1B | | 6L | 14 | E | ≈ |
| C358D5 | 358 | 286 | 325 | 260 | 52 | 3040*1150*1960 | 4215*1400*2250 | 6LTAA9.5G1 | | 6L | 9.5 | E | ≈ |
| C388D5 | 388 | 310 | 350 | 280 | 54.9 | 3040*1150*1960 | 4365*1450*2250 | NTA855G2A | | 6L | 14 | E | ≈ |
| C388D5A | 388 | 310 | 350 | 280 | 57.5 | 3040*1150*1960 | 4365*1450*2250 | NTA855G4 | | 6L | 14 | E | ≈ |
| C400E5 | 400 | 320 | 360 | 288 | 54 | 3040*1150*1960 | 4365*1450*2250 | QSG12G1 | | 6L | 11.8 | E | ≈ |
| C413D5 | 413 | 330 | 375 | 300 | 64.7 | 3040*1150*1960 | 4365*1450*2250 | NTAA855G7 | | 6L | 14 | E | ≈ |
| C440D5 | 440 | 352 | 400 | 320 | 67.8 | 3040*1150*1960 | 4365*1450*2250 | NTAA855G7A | | 6L | 14 | E | ≈ |
| C440E5 | 440 | 352 | 400 | 320 | 57.3 | 3040*1150*1960 | 4715*1550*2535 | QSNTG3 | | 6L | 15 | ECM | ≈ |
| C450E5 | 450 | 360 | 410 | 277 | 60 | 3040*1150*1960 | 4715*1550*2535 | QSG12G2 | | 6L | 11.8 | E | ≈ |
| C500D5 | 500 | 400 | 450 | 360 | 73 | 3305*1380*2185 | 4715*1650*2530 | KTA19G3 | | 6L | 18.9 | E | ≈ |
| C513E5 | 513 | 410 | 500 | 400 | 74.2 | 3305*1380*2185 | 4715*1650*2530 | QSZ13G3 | | 6L | 13 | ECM | ≈ |
| C550D5A | 550 | 440 | 500 | 400 | 94 | 3305*1205*2185 | 4715*1650*2530 | KTA19G3A | | 6L | 18.9 | E | ≈ |
| C550D5 | 550 | 440 | 500 | 400 | 82 | 3375*1405*2080 | 4715*1650*2530 | KTA19G4 | | 6L | 18.9 | E | ≈ |
| C550E5 | 550 | 440 | 500 | 400 | 79 | 3400*1330*2030 | 4500*1550*2450 | QSX15G8 | | 6L | 15 | ECM | ≈ |
| C650D5 | 650 | 520 | 600 | 480 | NA | 3688*1500*2285 | 4615*1650*2530 | KTA19G8 | | 6L | 18.9 | E | ≈ |
| C688D5 | 688 | 550 | 625 | 500 | 95.2 | 3688*1500*2285 | 4615*1650*2530 | KTAA19G6A | | 6L | 18.9 | E | ≈ |
| C700D5 | 700 | 560 | 636 | 509 | 104 | 3740*1980*2380 | 4800*1950*2450 | VTA28G5 | | 12V | 28 | ECF | ≈ |
| C713E5 | 713 | 570 | 650 | 520 | 111 | 3740*1980*2380 | 4615*1650*2530 | QSK19G4 | | 6L | 18.9 | E | ≈ |
| C825D5 | 825 | 660 | 750 | 600 | 128 | 3780*1875*2205 | ISO 20ft container | KTA38G2 | | 12V | 37.8 | E | ≈ |
| C825D5A | 825 | 660 | 750 | 600 | 91 | 3980*1880*2205 | ISO 20ft container | VTA28G6 | | 12V | 28 | ECF | ≈ |
| C880D5 | 880 | 704 | 800 | 640 | NA | 4315*2020*2235 | ISO 20ft container | KTA38G2B | | 12V | 37.8 | E | ≈ |
| C880E5 | 880 | 704 | 800 | 640 | 121 | 4315*2020*2235 | ISO 20ft container | QSK23G3 | | 6L | 23.15 | ECM | ≈ |
| C1000D5 | 1000 | 800 | 900 | 720 | 147 | 4315*2020*2235 | ISO 20ft container | KTA38G2A | | 12V | 37.8 | E | ≈ |
| C1100D5 | 1100 | 880 | 1000 | 800 | 161 | 4370*2010*2400 | ISO 20ft container | KTA38G5 | | 12V | 37.8 | E | ≈ |
| C1100E5 | 1100 | 880 | 1000 | 800 | 151 | 4370*2010*2400 | ISO 20ft container | QST30G4 | | 12V | 30.48 | ECM | ≈ |
| C1250D5 | 1250 | 1000 | 1125 | 900 | 137 | 4370*2010*2400 | ISO 20ft container | KTA38G9 | | 12V | 27.8 | E | ≈ |
| C1375D5 | 1375 | 1100 | 1250 | 1000 | 195 | 5025*2115*2519 | ISO 20/40ft container | KTA50G3 | | 16V | 50.3 | E | ≈ |
| C1375E5 | 1375 | 1100 | 1250 | 1000 | 206 | REQ | ISO 20ft container | QSKTA38G5 | | 12V | 37.7 | ECM | ≈ |
| C1675D5 | 1675 | 1340 | 1400 | 1120 | 155 | 5420*2140*2500 | ISO 40ft container | KTA50G8 | | 16V | 50.3 | E | ≈ |
| C1675D5A | 1675 | 1340 | 1500 | 1200 | 238 | 5420*2140*2500 | ISO 40ft container | KTA50GS8 | | 16V | 50.3 | E | ≈ |
| C1825E5 | 1825 | 1460 | 1650 | 1320 | 265 | 5630*2275*2610 | ISO 40ft container | QSK50G7 | | 16V | 50.3 | ECM | ≈ |
| C2063E5 | 2063 | 1650 | 1875 | 1500 | 270 | 5990*2290*2700 | ISO 40ft container | QSK60G3 | | 16V | 60.2 | ECM | ≈ |
| C2250E5 | 2250 | 1800 | 2000 | 1600 | 291 | 6075*2310*2735 | ISO 40ft container | QSK60G4 | | 16V | 60.2 | ECM | ≈ |
| C2500E5 | 2500 | 2000 | 2000 | 1600 | 302 | REQ | ISO 40ft container | QSK60G13 | | 16V | 60.2 | ECM | ≈ |
| C2500E5A | 2500 | 2000 | 2250 | 1800 | 361 | REQ | ISO 40ft container | QSK60G21 | | 16V | 60.2 | ECM | ≈ |
| C2750E5 | 2750 | 2200 | 2500 | 2000 | 375 | REQ | REQ | QSK78G18 | | 18V | 77.6 | ECM | ≈ |
| C3000E5 | 3000 | 2400 | 2750 | 2200 | 406 | REQ | REQ | QSK78G9 | | 18V | 77.6 | ECM | ≈ |

≈ Water-cooling

Open-side type | Sound-proof type | Containerized type | The engine is China original | The engine is India original | The engine is USA original | The engine is UK original

The rating is according to ISO 8528-1: + 25℃ mASL; 30% relative humidity. The power losses please consultant Leistung Energie Technical Department.

Further voltage rating are available under request: 50HZ_380V/415V/440V.

PRP-ISO8528: prime power is the maximum power available during a variable power sequence, which may be run for an unlimited number of hours per year, between stated maintenance intervals. The permissible average power output during at 24 hours period shall not exceed 80% of the prime power. 10% overload available for governing purposes only.

ESP-ISO8528: It is defined as the maximum power available, under the agreed operating conditions, for which the generating set is capable of delivering for up to 500 h of operation per year (of which no more than 300 h for continuative use) with the maintenance intervals and procedures being carried out as prescribed by the manufacturers. No overload capability is available.



Diesel Generator | Three Phase

Powered by Cummins

## C Series | 220/440V_Diesel 35kVA - 3438kVA

60HZ T

| Genset Model | ESP | | PRP | | Fuel Cons L/H (75%) | L*W*H (mm) | or L*W*H (mm) | Engine Model | Country of origin | Cyl Arrangement | Displacement (L) | Gov | Cooling |
|---|---|---|---|---|---|---|---|---|---|---|---|---|---|
| | KVA | KW | KVA | KW | | | | | | | | | |
| C35D6 | 35 | 28 | 31 | 25 | 8.4 | 1750*990*1510 | 2580*1040*1732 | 4B3.9G2 | | 4L | 3.9 | E | ≈ |
| C55D6 | 55 | 44 | 50 | 40 | 13.4 | 1750*990*1510 | 2580*1040*1732 | 4BT3.9G2 | | 4L | 3.9 | E | ≈ |
| C66D6 | 66 | 53 | 60 | 48 | 15.3 | 1800*980*1410 | 2680*1100*1732 | 4BTA3.9G2 | | 4L | 3.9 | E | ≈ |
| C75D6 | 75 | 60 | 68 | 54 | 20.7 | 1800*980*1410 | 2680*1100*1732 | 4BTA3.9G2 | | 4L | 3.9 | E | ≈ |
| C100D6 | 100 | 80 | 90 | 72 | 23 | 1900*980*1410 | 2680*1100*1732 | 4BTA3.9G11 | | 4L | 3.9 | E | ≈ |
| C110D6 | 110 | 88 | 100 | 80 | 28 | 2150*1000*1440 | 3170*1100*1780 | 6BT5.9G2 | | 6L | 5.9 | E | ≈ |
| C125D6 | 125 | 100 | 113 | 90 | 28 | 2150*1000*1440 | 3170*1100*1780 | 6BT5.9G2 | | 6L | 5.9 | E | ≈ |
| C150D6 | 150 | 120 | 138 | 110 | 33 | 2150*1000*1440 | 3170*1100*1780 | 6BTA5.9G2 | | 6L | 5.9 | E | ≈ |
| C165D6 | 165 | 132 | 150 | 120 | 33 | 2160*1000*1490 | 3350*1100*1795 | 6BTAA5.9G2 | | 6L | 5.9 | E | ≈ |
| C188D6 | 188 | 150 | 170 | 136 | 37 | 2160*1000*1490 | 3350*1100*1795 | 6BTAA5.9G12 | | 6L | 5.9 | E | ≈ |
| C200D6 | 200 | 160 | 180 | 144 | 44 | 2360*1000*1460 | 3820*1140*2062 | 6CTA8.3G2 | | 6L | 8.3 | E | ≈ |
| C220D6 | 220 | 176 | 200 | 160 | 44 | 2360*1000*1460 | 3820*1140*2062 | 6CTA8.3G2 | | 6L | 8.3 | E | ≈ |
| C250D6 | 250 | 200 | 225 | 180 | 56.1 | 2375*1000*1550 | 3870*1150*2112 | 6CTAA8.3G2 | | 6L | 8.3 | E | ≈ |
| C275D6 | 275 | 220 | 250 | 200 | 61.7 | 2600*1070*1690 | 3970*1170*2222 | 6LTAA8.9G2 | | 6L | 8.9 | E | ≈ |
| C300D6 | 300 | 240 | 275 | 220 | 66 | 2600*1070*1690 | 3970*1170*2222 | 6LTAA8.9G2 | | 6L | 8.9 | E | ≈ |
| C344D6 | 344 | 275 | 313 | 250 | 52 | 3040*1150*1960 | 4215*1400*2250 | 6LTAA9.5G1 | | 6L | 9.5 | E | ≈ |
| C350D6 | 350 | 280 | 313 | 250 | 76 | 3040*1150*1960 | 4215*1400*2250 | NTA855G1 | | 6L | 14 | E | ≈ |
| C388D6 | 388 | 310 | 350 | 280 | 86 | 3040*1150*1960 | 4215*1400*2250 | NTA855G1B | | 6L | 14 | E | ≈ |
| C440D6 | 438 | 350 | 400 | 320 | 93 | 3040*1150*1960 | 4365*1450*2250 | NTA855G3 | | 6L | 14 | E | ≈ |
| C500D6 | 500 | 400 | 450 | 360 | 92 | 3375*1355*2188 | 4615*1650*2530 | KTA19G2 | | 6L | 18.9 | E | ≈ |
| C550D6 | 550 | 440 | 500 | 400 | 101 | 3375*1355*2188 | 4615*1650*2530 | KTA19G3 | | 6L | 18.9 | E | ≈ |
| C625D6 | 625 | 500 | 563 | 450 | 106.5 | 3375*1305*2062 | 4615*1650*2530 | KTA19G3A | | 6L | 18.9 | E | ≈ |
| C625D6A | 625 | 500 | 563 | 450 | 113 | 3375*1305*2062 | 4615*1650*2530 | KTA19G4 | | 6L | 18.9 | E | ≈ |
| C688D6 | 688 | 550 | 625 | 500 | 118 | 3688*1500*2285 | 4615*1650*2530 | KTAA19G5 | | 12V | 18.9 | E | ≈ |
| C710E6 | 710 | 568 | 645 | 516 | 109 | 3688*1500*2285 | 4615*1650*2530 | QSK19G4 | | 12V | 27.8 | ECM | ≈ |
| C750D6 | 750 | 600 | NA | NA | NA | 3688*1500*2285 | 4615*1650*2530 | KTAA19G6A | | 12V | 18.9 | E | ≈ |
| C750E6 | 750 | 600 | 688 | 550 | 157 | 3688*1500*2285 | 4615*1650*2530 | QSK19G5 | | 12V | 27.8 | ECM | ≈ |
| C850D6 | 850 | 680 | 775 | 620 | NA | 4315*2020*2235 | ISO 20ft container | KTA38-G | | 12V | 37.8 | E | ≈ |
| C963D6 | 963 | 770 | 875 | 700 | 164 | 4315*2020*2235 | ISO 20ft container | KTA38G1 | | 12V | 37.8 | E | ≈ |
| C1000D6 | 1000 | 800 | 910 | 728 | 190 | 4315*2020*2235 | ISO 20ft container | KTA38G2 | | 12V | 37.8 | E | ≈ |
| C1000E6 | 1000 | 800 | 910 | 728 | 139 | 4315*2020*2235 | ISO 20ft container | QSK23G3 | | 6L | 23.15 | E | ≈ |
| C1038D6 | 1038 | 830 | 935 | 748 | NA | 4315*2020*2235 | ISO 20ft container | KTA38G2B | | 12V | 27.8 | E | ≈ |
| C1125D6 | 1125 | 900 | 1025 | 820 | 202 | 4315*2020*2235 | ISO 20ft container | KTA38G2A | | 12V | 27.8 | E | ≈ |
| C1125E6 | 1125 | 900 | 1025 | 820 | 154 | 4315*2020*2235 | ISO 20ft container | QST30G3 | | 12V | 30.48 | ECM | ≈ |
| C1250D6 | 1250 | 1000 | 1138 | 910 | 220 | 4370*2010*2400 | ISO 20ft container | KTA38G4 | | 16V | 50.3 | E | ≈ |
| C1250E6 | 1250 | 1000 | 1138 | 910 | 177 | 4370*2010*2400 | ISO 20ft container | QST30G4 | | 12V | 30.48 | ECM | ≈ |
| C1375D6 | 1375 | 1100 | NA | NA | 257 | 4370*2010*2400 | ISO 20ft container | KTA38G9 | | 16V | 50.3 | E | ≈ |
| C1450E6 | 1450 | 1160 | 1200 | 960 | 202 | 4370*2010*2400 | ISO 20ft container | QSKTA38G5 | | 12V | 37.7 | ECM | ≈ |
| C1563D6 | 1563 | 1250 | 1418 | 1134 | 291 | 4950*2000*2580 | ISO 20/40ft container | KTA50G3 | | 16V | 50.3 | E | ≈ |
| C1875D6 | 1875 | 1500 | 1619 | 1295 | 257 | 5420*2140*2500 | ISO 40ft container | KTA50G9 | | 16V | 50.3 | E | ≈ |
| C1875E6 | 1875 | 1500 | 1706 | 1365 | 291 | REQ | ISO 40ft container | QSK50G4 | | 16V | 50.3 | ECM | ≈ |
| C2250E6 | 2250 | 1800 | 2040 | 1632 | NA | REQ | ISO 40ft container | QSK60G5 | | 16V | 60.2 | ECM | ≈ |
| C2500E6 | 2500 | 2000 | 2281 | 1825 | 356 | REQ | ISO 40ft container | QSK60G6 | | 16V | 60.2 | ECM | ≈ |
| C2750E6 | 2750 | 2200 | 2250 | 1800 | NA | REQ | ISO 40ft container | QSK60G14 | | 16V | 60.2 | ECM | ≈ |
| C3125E6 | 3125 | 2500 | 2844 | 2275 | 475 | REQ | REQ | QSK78G7 | | 18V | 77.6 | ECM | ≈ |
| C3438E6 | 3438 | 2750 | 3125 | 2500 | 500 | REQ | REQ | QSK78G8 | | 18V | 77.6 | ECM | ≈ |

≈ Water-cooling

Open-side type | Sound-proof type | Containerized type | The engine is China original | The engine is India original | The engine is USA original | The engine is UK original

The rating is according to ISO 8528-1: + 25℃ mASL; 30% relative humidity. The power losses please consultant Leistung Energie Technical Department.

Further voltage rating are available under request: 60HZ_208V/240V/380V/440V/480V.

PRP-ISO8528: prime power is the maximum power available during a variable power sequence, which may be run for an unlimited number of hours per year, between stated maintenance intervals. The permissible average power output during at 24 hours period shall not exceed 80% of the prime power. 10% overload available for governing purposes only.

ESP-ISO8528: It is defined as the maximum power available, under the agreed operating conditions, for which the generating set is capable of delivering for up to 500 h of operation per year (of which no more than 300 h for continuative use) with the maintenance intervals and procedures being carried out as prescribed by the manufacturers. No overload capability is available.

50HZ 60HZ

# P Series

Diesel Generator Sets | Powered by Perkins

LEISTUNG energie






50HZ T

Diesel Generator | Three Phase

Powered by Perkins

## P Series | 400V_Diesel 10kVA - 2500kVA

| Genset Model | ESP KVA | ESP KW | PRP KVA | PRP KW | Fuel Cons L/H (75%) | L*W*H (mm) | or L*W*H (mm) | Engine Model | Country of origin | Cyl Arrangement | Displacement (L) | Gov | Cooling |
|---|---|---|---|---|---|---|---|---|---|---|---|---|---|
| P10D5 | 10 | 8 | 9 | 7.2 | 2.3 | 1140*550*1020 | 1870*730*1136 | 403A-11G1 | UK CN | 3L | 1.131 | M | ≈ |
| P15D5 | 15 | 12 | 13 | 10 | 2.8 | 1450*550*1190 | 2067*905*1281 | 403A-15G1 | UK CN | 3L | 1.5 | M | ≈ |
| P16.5D5 | 16.5 | 13 | 15 | 12 | 3.1 | 1450*550*1190 | 2067*905*1281 | 403A-15G2 | UK CN | 3L | 1.496 | M | ≈ |
| P22D5 | 22 | 18 | 20 | 16 | 4 | 1660*550*1255 | 2067*905*1281 | 404A-22G1 | UK CN | 4L | 2.216 | M | ≈ |
| P33D5 | 33 | 26 | 30 | 24 | 5.4 | 1915*750*1410 | 2220*1005*1315 | 1103A-33G | UK IN | 3L | 3.3 | M | ≈ |
| P50D5 | 50 | 40 | 45 | 36 | 8.2 | 1915*750*1410 | 2590*1005*1296 | 1103A-33TG1 | UK IN | 3L | 3.3 | M | ≈ |
| P66D5 | 66 | 53 | 60 | 48 | 10.4 | 1920*750*1410 | 2590*1005*1296 | 1103A-33TG2 | UK IN | 3L | 3.3 | M | ≈ |
| P72D5 | 72 | 58 | 65 | 52 | 11.2 | 2180*800*1375 | 2700*1100*1632 | 1104A-44TG1 | UK CN | 4L | 4.4 | M | ≈ |
| P88D5 | 88 | 70 | 80 | 64 | 14 | 2180*800*1375 | 2700*1100*1632 | 1104A-44TG2 | UK CN | 4L | 4.4 | M | ≈ |
| P110D5 | 110 | 88 | 100 | 80 | 17.1 | 2165*830*1290 | 2800*1100*1701 | 1104C-44TAG2 | UK CN | 4L | 4.4 | E | ≈ |
| P150D5 | 150 | 120 | 135 | 108 | 22.7 | 2590*800*1550 | 3400*1100*1972 | 1106A-70TG1 | UK CN | 6L | 7.01 | M | ≈ |
| P165D5 | 165 | 132 | 150 | 120 | 24.7 | 2575*830*1345 | 3600*1100*2170 | 1106A-70TAG2 | UK CN | 6L | 7.01 | M | ≈ |
| P200D5 | 200 | 160 | 180 | 144 | 31.8 | 2763*890*1375 | 3600*1100*2170 | 1106A-70TAG3 | UK CN | 6L | 7.01 | M | ≈ |
| P220D5 | 220 | 176 | 200 | 160 | 34.7 | 2763*890*1375 | 3600*1100*2170 | 1106A-70TAG4 | UK CN | 6L | 7.01 | E | ≈ |
| P250DE5 | 250 | 200 | 225 | 180 | 35.7 | 2845*1030*1495 | 4120*1250*2207 | 1506A-E88TAG2 | US | 6L | 8.8 | ECM | ≈ |
| P275DE5 | 275 | 220 | 250 | 200 | 41.6 | 2975*1098*1665 | 4120*1130*2207 | 1506A-E88TAG3 | US | 6L | 8.8 | ECM | ≈ |
| P300E5 | 300 | 240 | 275 | 220 | 45.8 | 2975*1098*1665 | 4120*1130*2207 | 1506A-E88TAG4 | US | 6L | 8.8 | ECM | ≈ |
| P330E5 | 330 | 264 | 300 | 240 | 48 | 2975*1098*1610 | 4265*1400*2240 | 1506A-E88TAG5 | US | 6L | 8.8 | ECM | ≈ |
| P400E5 | 400 | 320 | 350 | 280 | 54 | 3180*1180*1930 | 4400*1400*2525 | 2206C-E13TAG2 | US | 6L | 12.5 | ECM | ≈ |
| P450E5 | 450 | 360 | 400 | 320 | 62 | 3180*1180*1930 | 4400*1400*2525 | 2206C-E13TAG3 | US | 6L | 12.5 | ECM | ≈ |
| P500E5 | 500 | 400 | 450 | 360 | 72 | 3450*1260*1955 | 4750*1400*2415 | 2506C-E15TAG1 | US | 6L | 15.2 | ECM | ≈ |
| P550E5 | 550 | 440 | 500 | 400 | 76 | 3450*1260*1955 | 4750*1400*2415 | 2506C-E15TAG2 | US | 6L | 15.2 | ECM | ≈ |
| P660E5 | 660 | 528 | 600 | 480 | 90 | 3600*1540*2170 | 4750*1800*2490 | 2806C-E18TAG1A | US | 6L | 18.13 | ECM | ≈ |
| P715E5 | 715 | 572 | 650 | 520 | 97 | 3600*1540*2170 | 4750*1800*2490 | 2806A-E18TAG2 | US | 6L | 18.13 | ECM | ≈ |
| P825D5 | 825 | 660 | 750 | 600 | 122 | 3800*1750*2230 | ISO 20ft container | 4006-23TAG2A | UK IN | 6L | 22.921 | E | ≈ |
| P880D5 | 880 | 704 | 800 | 640 | 130 | 4600*2000*2365 | 5612*2140*2500 | 4006-23TAG3A | UK IN | 6L | 22.921 | E | ≈ |
| P1000D5 | 1000 | 800 | 900 | 720 | 143 | 4700*2050*2210 | ISO 20ft container | 4008TAG1A | UK IN | 8L | 30.561 | E | ≈ |
| P1100D5 | 1100 | 880 | 1000 | 800 | 163 | 4700*2050*2210 | 5900*2240*2505 | 4008TAG2A | UK IN | 8L | 30.561 | E | ≈ |
| P1250D5 | 1250 | 1000 | 1125 | 900 | 188 | 4830*2050*2190 | ISO 20ft container | 4008-30TAG3 | UK IN | 8L | 30.561 | E | ≈ |
| P1375D5 | 1375 | 1100 | 1250 | 1000 | 196 | 4830*2195*2425 | ISO 20ft container | 4012-46TWG0A | UK IN | 12V | 45.842 | E | ≈ |
| P1500D5 | 1500 | 1200 | 1350 | 1080 | 213 | 4920*2010*2520 | ISO 20ft container | 4012-46TWG3A | UK IN | 12V | 45.842 | E | ≈ |
| P1650D5 | 1650 | 1320 | 1500 | 1200 | 201 | 4920*2170*2530 | ISO 20ft container | 4012-46TAG2A | UK IN | 12V | 45.842 | E | ≈ |
| P1850D5 | 1850 | 1480 | 1650 | 1320 | 275 | 4920*2170*2530 | ISO 20ft container | 4012-46TAG3A | UK IN | 12V | 45.842 | E | ≈ |
| P1875D5 | 1875 | 1500 | 1705 | 1364 | 275 | 4920*2170*2530 | ISO 20ft container | 4012-46TAG3A | UK IN | 12V | 45.842 | E | ≈ |
| P2030D5 | 2030 | 1624 | 1845 | 1476 | 277 | 5962*2128*2522 | ISO 20ft container | 4016TAG1A | UK IN | 16V | 61.123 | E | ≈ |
| P2260D5 | 2260 | 1808 | 2050 | 1640 | 316 | 5962*2128*2522 | ISO 40ft container | 4016TAG2A | UK IN | 16V | 61.123 | E | ≈ |
| P2500D5 | 2500 | 2000 | 2250 | 1800 | 346 | 6265*2210*3040 | ISO 40ft container | 4016-61TRG3 | UK IN | 16V | 61.123 | E | ≈ |

≈ Water-cooling

Open-side type | Sound-proof type | Containerized type | The engine is USA original | The engine is UK original | The engine is China original | The engine is India original

The rating is according to ISO 8528-1: + 25℃ mASL; 30% relative humidity. The power losses please consultant Leistung Energie Technical Department.

Further voltage rating are available under request: 50HZ_380V/415V/440V.

PRP-ISO8528: prime power is the maximum power available during a variable power sequence, which may be run for an unlimited number of hours per year, between stated maintenance intervals. The permissible average power output during at 24 hours period shall not exceed 80% of the prime power. 10% overload available for governing purposes only.

ESP-ISO8528: It is defined as the maximum power available, under the agreed operating conditions, for which the generating set is capable of delivering for up to 500 h of operation per year (of which no more than 300 h for continuative use) with the maintenance intervals and procedures being carried out as prescribed by the manufacturers. No overload capability is available.



Diesel Generator | Three Phase

Powered by Perkins

## P Series | 220/440V_Diesel 12kVA - 1880kVA

60HZ T

| Genset Model | ESP KVA | ESP KW | PRP KVA | PRP KW | Fuel Cons L/H (75%) | L*W*H (mm) | or L*W*H (mm) | Engine Model | Country of origin | Cyl Arrangement | Displacement (L) | Gov | Cooling |
|---|---|---|---|---|---|---|---|---|---|---|---|---|---|
| P12D6 | 12 | 10 | 11 | 9 | 2.3 | 1460*550*1190 | 1870*730*1136 | 403D-11G | CN | 3L | 1.131 | M | ≈ |
| P17D6 | 17 | 14 | 15 | 12 | 5.5 | 1450*550*1190 | 1870*730*1136 | 403D-15G | CN | 3L | 1.496 | M | ≈ |
| P20D6 | 20 | 16 | 18 | 14 | NA | 1450*550*1190 | 2070*905*1285 | 403A-15G2 | CN UK | 3L | 1.496 | M | ≈ |
| P27D6 | 27 | 22 | 24 | 19 | 4.8 | 1660*550*1255 | 2010*905*1285 | 404D-22G | CN | 4L | 2.216 | M | ≈ |
| P38D6 | 38 | 30 | 35 | 28 | 6.6 | 1915*765*1410 | 2200*950*1331 | 1103A-33G | IN UK | 3L | 3.3 | M | ≈ |
| P59D6 | 59 | 47 | 53 | 42 | 9.9 | 1915*750*1410 | 2400*900*1276 | 1103A-33TG1 | IN UK | 3L | 3.3 | M | ≈ |
| P75D6 | 75 | 60 | 68 | 54 | 12.5 | 1912*825*1570 | 2700*1100*1632 | 1103A-33TG2 | IN UK | 3L | 3.3 | M | ≈ |
| P84D6 | 84 | 67 | 76 | 61 | 13.5 | 2120*750*1406 | 2700*1100*1632 | 1104A-44TG1 | CN UK | 4L | 4.4 | M | ≈ |
| P100D6 | 100 | 80 | 91 | 73 | 16.9 | 2120*800*1375 | 2700*1100*1632 | 1104A-44TG2 | CN UK | 4L | 4.4 | M | ≈ |
| P125D6 | 125 | 100 | 112.5 | 90 | 20.2 | 2145*800*1390 | 2810*1100*1700 | 1104C-44TAG2 | CN UK | 4L | 4.4 | E | ≈ |
| P169D6 | 169 | 135 | 152 | 122 | 26.5 | 2320*1010*1600 | 3400*1100*1795 | 1106A-70TG1 | CN UK | 6L | 7.01 | M | ≈ |
| P188D6 | 188 | 150 | 169 | 135 | 29.1 | 2380*1020*1600 | 3550*1100*1900 | 1106A-70TAG2 | CN UK | 6L | 7.01 | M | ≈ |
| P220D6 | 220 | 176 | 200 | 160 | 35.3 | 2380*1020*1600 | 3550*1100*1900 | 1106A-70TAG3 | CN UK | 6L | 7.8 | M | ≈ |
| P269E6 | 269 | 215 | 245 | 196 | 41.8 | 2750*1180*1730 | 3670*1286*2207 | 1506A-E88TAG2 | US | 6L | 8.8 | ECM | ≈ |
| P313E6 | 313 | 250 | 281 | 225 | 47.5 | 2750*1180*1730 | 3670*1286*2207 | 1506A-E88TAG3 | US | 6L | 8.8 | ECM | ≈ |
| P344E6 | 344 | 275 | 313 | 250 | 51.1 | 2750*1180*1730 | 3800*1386*2252 | 1506A-E88TAG4 | US | 6L | 8.8 | ECM | ≈ |
| P375E6 | 375 | 300 | 338 | 270 | 56.8 | 2750*1180*1730 | 3800*1386*2252 | 1506A-E88TAG5 | US | 6L | 8.8 | ECM | ≈ |
| P438E6 | 438 | 350 | 400 | 320 | 65 | 2750*1180*1730 | 4400*1400*2460 | 2206A-E13TAG2 | US | 6L | 12.5 | ECM | ≈ |
| P438E6A | 438 | 350 | 400 | 320 | 63 | 2750*1180*1730 | 4400*1400*2460 | 2206A-E13TAG5 | US | 6L | 12.5 | ECM | ≈ |
| P500E6 | 500 | 400 | 450 | 360 | 69 | 2750*1180*1730 | 4400*1400*2460 | 2206A-E13TAG6 | US | 6L | 12.5 | ECM | ≈ |
| P563E6 | 563 | 450 | 500 | 400 | 77 | 3180*1180*1930 | 4750*1400*2466 | 2506A-E15TAG1 | US | 6L | 15.2 | ECM | ≈ |
| P625E6 | 625 | 500 | 563 | 450 | 96 | 3180*1180*1930 | 4750*1400*2466 | 2506C-E15TAG3 | US | 6L | 15.2 | ECM | ≈ |
| P625E6A | 625 | 500 | 563 | 450 | NA | 3180*1180*1930 | 4750*1400*2466 | 2506C-E15TAG4 | US | 6L | 15.2 | ECM | ≈ |
| P688E6 | 688 | 550 | 625 | 500 | 100 | 3450*1260*1955 | 4750*1800*2490 | 2806A-E18TAG1A | US | 6L | 18.13 | ECM | ≈ |
| P750E6 | 750 | 600 | 688 | 550 | 112 | 3450*1260*1955 | 4750*1800*2490 | 2806A-E18TAG3 | US | 6L | 18.13 | ECM | ≈ |
| P825D6 | 825 | 660 | 750 | 600 | 126 | 3600*1540*2170 | ISO 20ft Container | 4006-23TAG2A | IN UK | 6L | 22.921 | E | ≈ |
| P938D6 | 938 | 750 | 844 | 675 | 144 | 3800*1750*2230 | ISO 20ft Container | 4006-23TAG3A | IN UK | 6L | 22.921 | E | ≈ |
| P975D6 | 975 | 780 | 884 | 707 | 147 | 3800*1750*2230 | ISO 20ft Container | 4008TAG1 | IN | 8L | 30.561 | E | ≈ |
| P1100D6 | 1100 | 880 | 1000 | 800 | 162 | 4500*2050*2210 | ISO 20ft Container | 4008TAG2 | IN UK | 8L | 30.561 | E | ≈ |
| P1375D6 | 1375 | 1100 | 1250 | 1000 | 209 | 4550*2010*2520 | ISO 40ft container | 4012-46TWG2A | IN UK | 12V | 45.842 | E | ≈ |
| P1500D6 | 1500 | 1200 | 1350 | 1080 | 227 | 4550*2010*2520 | ISO 40ft container | 4012-46TWG3A | IN UK | 12V | 45.842 | E | ≈ |
| P1675D6 | 1675 | 1340 | 1500 | 1200 | 246 | 4900*2200*2425 | ISO 40ft container | 4012-46TAG2A | IN UK | 12V | 45.842 | E | ≈ |
| P1880D6 | 1880 | 1504 | 1700 | 1360 | 277 | 4920*2170*2530 | ISO 40ft container | 4012-46TAG3A | IN UK | 12V | 45.842 | E | ≈ |

≈ Water-cooling

Open-side type | Sound-proof type | Containerized type | The engine is USA original | The engine is UK original | The engine is China original | The engine is India original

The rating is according to ISO 8528-1: + 25℃ mASL; 30% relative humidity. The power losses please consultant Leistung Energie Technical Department.

Further voltage rating are available under request: 60HZ_208V/240V/380V/440V/480V.

PRP-ISO8528: prime power is the maximum power available during a variable power sequence, which may be run for an unlimited number of hours per year, between stated maintenance intervals. The permissible average power output during at 24 hours period shall not exceed 80% of the prime power. 10% overload available for governing purposes only.

ESP-ISO8528: It is defined as the maximum power available, under the agreed operating conditions, for which the generating set is capable of delivering for up to 500 h of operation per year (of which no more than 300 h for continuative use) with the maintenance intervals and procedures being carried out as prescribed by the manufacturers. No overload capability is available.

50HZ 60HZ

# DE Series

Diesel Generator Sets | Powered by Deutz

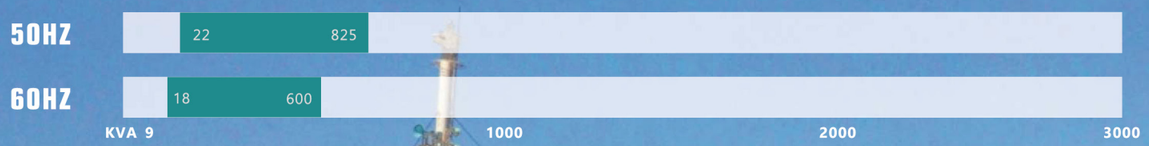



www.leistung-energie.com

## Diesel Generator | Three Phase

50HZ T

### Powered by Deutz
### DE Series | 400V_Diesel 22kVA - 825kVA

| Genset Model | ESP | | PRP | | Fuel Cons L/H (75%) | L*W*H (mm) | L*W*H (mm) | Engine Model | Country of origin | Cyl Arrangement | Displacement (L) | Gov | Cooling |
|---|---|---|---|---|---|---|---|---|---|---|---|---|---|
| | KVA | KW | KVA | KW | | | | | | | | | |
| DE22D5 | 22 | 18 | 20 | 16 | 4 | 1300*600*1400 | 2300*950*1276 | BFM3 G1 | | 4L | 3. 168 | E | |
| DE33D5 | 33 | 26 | 30 | 24 | 5.38 | 1860*780*1290 | 2300*950*1276 | BFM3 G2 | | 4L | 3. 168 | E | |
| DE44D5 | 44 | 35 | 40 | 32 | 8 | 2100*1040*1560 | 2350*950*1276 | BFM3T | | 4L | 3. 168 | E | |
| DE55D5 | 55 | 44 | 50 | 40 | 8.7 | 2100*1040*1560 | 2350*950*1276 | BFM3C | | 4L | 3. 168 | E | |
| DE66D5 | 66 | 53 | 60 | 48 | 10.2 | 2100*1040*1560 | 2928*1100*1675 | BF4M2012 | | 4L | 4. 04 | M | |
| DE88D5 | 88 | 70 | 80 | 64 | 13.3 | 2100*1040*1560 | 2928*1100*1675 | BF4M2012C | | 4L | 4. 04 | M/E | |
| DE100D5 | 100 | 80 | 90 | 72 | 14.4 | 2100*1040*1560 | 2928*1100*1675 | BF4M2012CG2 | | 4L | 4. 04 | E | |
| DE110D5 | 110 | 88 | 100 | 80 | 18.0 | 2200*1040*1560 | 3050*1150*1800 | BF4M1013EC | | 4L | 4. 76 | M/E | |
| DE125D5 | 125 | 100 | 113 | 90 | 19.3 | 2200*1040*1560 | 3050*1150*1800 | BF4M1013ECG2 | | 4L | 4. 76 | E | |
| DE150E5 | 150 | 120 | 138 | 110 | 20.9 | 2200*1040*1560 | 3150*1150*1800 | BF4M1013FC | | 4L | 4. 76 | ECU | |
| DE165D5 | 165 | 132 | 150 | 120 | 26.9 | 2550*1100*1650 | 3500*1200*1945 | BF6M1013EC | | 6L | 7. 15 | M/E | |
| DE200E5 | 200 | 160 | 180 | 144 | 30.2 | 2650*1150*1760 | 3950*1250*2035 | BF6M1013FCG2 | | 6L | 7. 15 | ECU | |
| DE220E5 | 220 | 176 | 200 | 160 | 33.6 | 2650*1150*1760 | 3950*1250*2150 | BF6M1013FCG3 | | 6L | 7. 15 | ECU | |
| DE250D5 | 250 | 200 | 225 | 180 | NA | 2710*1080*1750 | 4050*1300*2250 | BF6M1015-LA GA | | 6L | 11. 906 | E | |
| DE275D5 | 275 | 220 | 250 | 200 | NA | 2710*1080*1750 | 4050*1300*2250 | BF6M1015C-LA G1A | | 6L | 11. 906 | E | |
| DE313D5 | 313 | 250 | 275 | 220 | NA | 2710*1080*1750 | 4050*1300*2250 | BF6M1015C-LA G2A | | 6L | 11. 906 | E | |
| DE350D5 | 350 | 280 | 313 | 250 | NA | 2800*1400*2200 | 4070*1650*2520 | BF6M1015C-LA G3A | | 6L | 11. 906 | E | |
| DE388D5 | 388 | 310 | 350 | 280 | NA | 2800*1400*2200 | 4070*1650*2520 | BF6M1015C-LA G4 | | 6L | 11. 906 | E | |
| DE413E5 | 413 | 330 | 375 | 300 | 68.1 | 3040*1150*1960 | 4365*1450*2250 | BF6M1015CP | | 6L | 11. 9 | ECU | |
| DE413D5 | 413 | 330 | 375 | 300 | NA | 3040*1150*1960 | 4365*1450*2250 | BF6M1015CP-LA G | | 6L | 11. 906 | E | |
| DE500D5 | 500 | 400 | 450 | 360 | NA | 3040*1500*1990 | 4370*1650*2520 | BF8M1015C-LA G2 | | 8L | 15. 874 | E | |
| DE550E5 | 550 | 440 | 500 | 400 | 93.2 | 3040*1500*1990 | 4370*1650*2520 | BF8M1015CP | | 8L | 16 | ECU | |
| DE550D5 | 550 | 440 | 500 | 400 | NA | 3040*1500*1990 | 4370*1650*2520 | BF8M1015CP-LA G2 | | 8L | 15. 874 | E | |
| DE605D5 | 605 | 484 | 550 | 440 | NA | 3040*1500*1990 | 4370*1650*2520 | BF8M1015CP-LA G4 | | 8L | 15. 874 | E | |
| DE625D5 | 625 | 500 | 563 | 450 | NA | 3040*1500*1990 | 4370*1650*2520 | BF8M1015CP-LA G5 | | 8L | 15. 874 | E | |
| DE750D5 | 750 | 600 | 688 | 550 | NA | 3688*1500*2285 | 4615*1650*2530 | HC12V132ZL-LAG1A | | 12L | 23. 812 | E | |
| DE825D5 | 825 | 660 | 750 | 600 | NA | 4315*2020*2235 | 4615*1650*2530 | HC12V132ZL-LAG2A | | 12L | 23. 812 | E | |

60HZ T

### Powered by Deutz
### DE Series | 220V_Diesel 18kVA - 600kVA

| Genset Model | ESP | | PRP | | Fuel Cons L/H (75%) | L*W*H (mm) | L*W*H (mm) | Engine Model | Country of origin | Cyl Arrangement | Displacement (L) | Gov | Cooling |
|---|---|---|---|---|---|---|---|---|---|---|---|---|---|
| | KVA | KW | KVA | KW | | | | | | | | | |
| DE18D6 | 18 | 14 | 16 | 13 | 3.3 | 1300*600*1400 | 1900*850*1136 | F2M2011 | | 2L | 1.554 | M | |
| DE28D6 | 28 | 22 | 25 | 20 | 4.6 | 1300*600*1400 | 2070*850*1136 | F3M2011 | | 3L | 2.331 | M | |
| DE42D6 | 42 | 34 | 38 | 30 | 6.9 | 1859*778*1287 | 2280*900*1146 | F4M2011 | | 4L | 3.108 | M | |
| DE55D6 | 55 | 44 | 50 | 40 | 9.0 | 2100*1030*1560 | 2928*1100*1732 | BF4M2011 | | 4L | 3.108 | M | |
| DE75D6 | 75 | 60 | 68 | 54 | 13.9 | 2100*1030*1560 | 2928*1100*1732 | BF4M2012 | | 4L | 4.04 | M | |
| DE94D6 | 94 | 75 | 85 | 68 | 17.0 | 2100*1030*1560 | 2928*1100*1732 | BF4M2012C | | 4L | 4.04 | M | |
| DE110D6 | 110 | 88 | 100 | 80 | 18.8 | 2100*1030*1560 | 3050*1100*1832 | BF4M1013EC | | 4L | 4.76 | M | |
| DE150E6 | 150 | 120 | 138 | 110 | 26.5 | 2150*1100*1560 | 3150*1100*1832 | BF4M1013FC | | 4L | 4.76 | ECU | |
| DE175D6 | 175 | 140 | 160 | 128 | 31.4 | 2550*1100*1650 | 3500*1100*1942 | BF6M1013EC | | 6L | 7.15 | M | |
| DE220E6 | 220 | 176 | 200 | 160 | 38.9 | 2550*1150*1800 | 3950*1250*2035 | BF6M1013FCG2 | | 6L | 7.15 | ECU | |
| DE250E6 | 250 | 200 | 225 | 180 | 43.8 | 2550*1150*1800 | 3950*1250*2035 | BF6M1013FCG3 | | 6L | 7.15 | ECU | |
| DE300E6 | 300 | 240 | 275 | 220 | 52.7 | 2710*1080*1750 | 4050*1250*2102 | TCD2013L6 4V | | 6L | 7.2 | ECU | |
| DE388E6 | 388 | 310 | 350 | 280 | 64.5 | 2800*1400*2200 | 4070*1650*2520 | BF6M1015C G1 | | 6L | 11.9 | ECU | |
| DE440E6 | 440 | 352 | 400 | 320 | 73.5 | 2800*1400*2200 | 4070*1650*2520 | BF6M1015CP | | 6L | 11.9 | ECU | |
| DE525E6 | 525 | 420 | 475 | 380 | 88.0 | 3040*1470*1990 | 4370*1650*2520 | BF8M1015C G1 | | 8V | 15.9 | ECU | |
| DE600E6 | 600 | 480 | 550 | 440 | 99.3 | 3040*1470*1990 | 4370*1650*2520 | BF8M1015CP | | 8V | 16 | ECU | |

Water-cooling  Oil-cooling

Open-side type  Sound-proof type  The engine is Germany original  The engine is China original

The rating is according to ISO 8528-1: +25℃ mASL; 30% relative humidity. The power losses please consult Leistung Energie Technical Department.

Further voltage rating are available under request: 50HZ_380V/415V/440V, 60HZ_208V/240V/380V/440V/480V

PRP-ISO8528: prime power is the maximum power available during a variable power sequence, which may be run for an unlimited number of hours per year, between stated maintenance intervals. The permissible average power output during at 24 hours period shall not exceed 80% of the prime power. 10% overload available for governing purposes only.

ESP-ISO8528: It is defined as the maximum power available, under the agreed operating conditions, for which the generating set is capable of delivering for up to 500 h of operation per year (of which no more than 300 h for continuative use) with the maintenance intervals and procedures being carried out as prescribed by the manufacturers. No overload capability is available.

50HZ 60HZ

# D Series

Diesel Generator Sets | Powered by Doosan

LEISTUNG energie

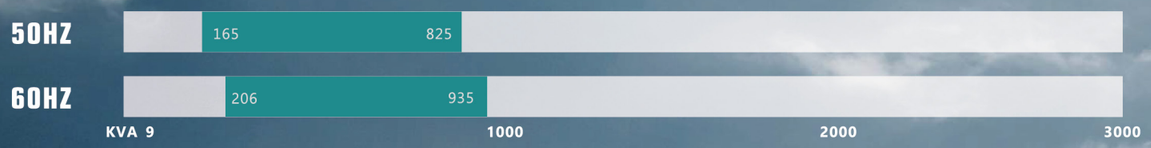



www.leistung-energie.com

## Diesel Generator | Three Phase

50HZ T

### Powered by Doosan
### D Series | 400V_Diesel 165kVA - 825kVA

| Genset Model | ESP | | PRP | | Fuel Cons L/H (75%) | L*W*H (mm) | L*W*H (mm) | Engine Model | Country of origin | Cyl Arrangement | Displacement (L) | Gov | Cooling |
|---|---|---|---|---|---|---|---|---|---|---|---|---|---|
| | KVA | KW | KVA | KW | | | | | | | | | |
| D165D5 | 165 | 132 | 150 | 120 | 25.5 | 2550*1065*1965 | 3750*1160*2272 | DP086TA | | 6L | 8.1 | E | |
| D220D5 | 220 | 176 | 200 | 160 | 31.7 | 2570*1060*1710 | 3900*1220*2212 | P086TI | | 6L | 8.1 | E | |
| D250D5 | 250 | 200 | 225 | 180 | 36.8 | 2570*1045*1710 | 3900*1220*2212 | DP086LA | | 6L | 8.1 | E | |
| D275D5 | 275 | 220 | 250 | 200 | 43.6 | 2950*1230*1625 | 3950*1450*2230 | P126TI | | 6L | 11.1 | E | |
| D313D5 | 313 | 250 | 275 | 220 | 43.6 | 2950*1230*1625 | 3950*1450*2230 | P126TI | | 6L | 11.1 | E | |
| D330D5 | 330 | 264 | 300 | 240 | 47 | 2950*1230*1625 | 3950*1450*2230 | P126TI-II | | 6L | 11.1 | E | |
| D413D5 | 413 | 330 | 375 | 300 | 57.1 | 2950*1230*1625 | 3950*1450*2230 | DP126LB | | 6L | 11.1 | E | |
| D440D5 | 440 | 352 | 400 | 320 | 65.1 | 2980*1400*1920 | 4270*1650*2520 | P158LE | | 8V | 14.6 | E | |
| D500D5 | 500 | 400 | 450 | 360 | 72.9 | 3040*1440*2110 | 4270*1650*2520 | DP158LC | | 8V | 14.6 | E | |
| D550D5 | 550 | 440 | 500 | 400 | 83.4 | 3040*1440*2110 | 4270*1650*2520 | DP158LD | | 8V | 14.6 | E | |
| D625D5 | 625 | 500 | 563 | 450 | 94.2 | 3300*1485*2070 | 4500*1800*2520 | DP180LA | | 10V | 18.3 | E | |
| D700D5 | 700 | 560 | 625 | 500 | 103.8 | 3300*1485*2070 | 4500*1800*2520 | DP180LB | | 10V | 18.3 | E | |
| D750D5 | 750 | 600 | 675 | 540 | 109.2 | 3450*1630*2200 | 4850*2000*2520 | DP222LB | | 12V | 21.9 | E | |
| D825D5 | 825 | 660 | 750 | 600 | 119.1 | 3450*1630*2200 | 4850*2000*2520 | DP222LC | | 12V | 21.9 | E | |

60HZ T

### Powered by Doosan
### D Series | 220V_Diesel 206kVA - 935kVA

| Genset Model | ESP | | PRP | | Fuel Cons L/H (75%) | L*W*H (mm) | L*W*H (mm) | Engine Model | Country of origin | Cyl Arrangement | Displacement (L) | Gov | Cooling |
|---|---|---|---|---|---|---|---|---|---|---|---|---|---|
| | KVA | KW | KVA | KW | | | | | | | | | |
| D206D6 | 206 | 165 | 188 | 150 | 31.6 | 2550*1065*1965 | 3900*1220*2212 | DP086TA | | 6L | 8.071 | E | |
| D250D6 | 250 | 200 | 225 | 180 | 37.7 | 2570*1060*1710 | 3900*1220*2212 | P086TI | | 6L | 8.071 | E | |
| D275D6 | 275 | 220 | 250 | 200 | 41.7 | 2570*1045*1710 | 3900*1220*2212 | DP086LA | | 6L | 8.071 | E | |
| D335D6 | 335 | 268 | 313 | 250 | 52.3 | 2950*1230*1625 | 4380*1420*2212 | P126TI | | 6L | 11.051 | E | |
| D388D6 | 388 | 310 | 350 | 280 | 56 | 2975*1015*1510 | 4380*1420*2212 | P126TI-II | | 6L | 11.051 | E | |
| D450D6 | 450 | 360 | 400 | 320 | 67.5 | 3040*1330*1960 | 4470*1850*2520 | P158LE-1 | | 8V | 14.618 | E | |
| D500D6 | 500 | 400 | 450 | 360 | 74.7 | 3040*1330*1960 | 4470*1850*2520 | P158LE | | 8V | 14.618 | E | |
| D575D6 | 575 | 460 | 520 | 416 | 83.4 | 3040*1440*2110 | 4470*1850*2520 | DP158LCS | | 8V | 14.618 | E | |
| D625D6 | 625 | 500 | 563 | 450 | 92.9 | 3040*1440*2110 | 4470*1850*2520 | DP158LDS | | 8V | 14.618 | E | |
| D700D6 | 700 | 560 | 625 | 500 | 106.6 | 3300*1485*2070 | 4500*1800*2520 | DP180LAS | | 10V | 18.273 | E | |
| D750D6 | 750 | 600 | 675 | 540 | 114.2 | 3300*1485*2070 | 4500*1800*2520 | DP180LBS | | 10V | 18.273 | E | |
| D825D6 | 825 | 660 | 750 | 600 | 120.4 | 3450*1630*2200 | 4850*2000*2520 | DP222LAS | | 12V | 21.927 | E | |
| D875D6 | 875 | 700 | 785 | 628 | 127.7 | 3450*1630*2200 | 4850*2000*2520 | DP222LBS | | 12V | 21.927 | E | |
| D935D6 | 935 | 748 | 850 | 680 | 134.4 | 3450*1630*2200 | 4850*2000*2520 | DP222LCS | | 12V | 21.927 | E | |

Water-cooling

Open-side type  Sound-proof type  The engine is Korean original

The rating is according to ISO 8528-1: +25℃ mASL; 30% relative humidity. The power losses please consult Leistung Energie Technical Department.

Further voltage rating are available under request: 50HZ_380V/415V/440V, 60HZ_208V/240V/380V/440V/480V

PRP-ISO8528: prime power is the maximum power available during a variable power sequence, which may be run for an unlimited number of hours per year, between stated maintenance intervals. The permissible average power output during at 24 hours period shall not exceed 80% of the prime power. 10% overload available for governing purposes only.

ESP-ISO8528: It is defined as the maximum power available, under the agreed operating conditions, for which the generating set is capable of delivering for up to 500 h of operation per year (of which no more than 300 h for continuative use) with the maintenance intervals and procedures being carried out as prescribed by the manufacturers. No overload capability is available.

50HZ 60HZ

# S Series

Diesel Generator Sets | Powered by Scania

LEISTUNG energie







www.leistung-energie.com

## Diesel Generator | Three Phase

50HZ T

### Powered by Scania
### S Series | 400V_Diesel 275kVA-770kVA

| Genset Model | ESP | | PRP | | Fuel Cons g/kWh(75%) | L*W*H (mm) | L*W*H (mm) | Engine Model | Country of origin | Cyl Arrangement | Displacement (L) | Gov | Cooling |
|---|---|---|---|---|---|---|---|---|---|---|---|---|---|
| | KVA | KW | KVA | KW | | | | | | | | | |
| S275E5 | 275 | 220 | 250 | 200 | 189 | 2800*1005*1750 | 4320*1300*2105 | DC09 072A 02-11 | | 5L | 9.3 | ECU | |
| S313E5 | 313 | 250 | 275 | 220 | 188 | 2800*1005*1750 | 4320*1300*2105 | DC09 072A 02-12 | | 5L | 9.3 | ECU | |
| S330E5 | 330 | 264 | 300 | 240 | 188 | 2800*1005*1750 | 4350*1450*2100 | DC09 072A 02-13 | | 5L | 9.3 | ECU | |
| S360E5 | 360 | 288 | 330 | 264 | 189 | 2800*1005*1750 | 4350*1450*2100 | DC09 072A 02-14 | | 5L | 9.3 | ECU | |
| S400E5 | 400 | 320 | 375 | 300 | 183 | 3601*1170*2115 | 4600*1450*2200 | DC13 072A 02-11 | | 6L | 12.7 | ECU | |
| S450E5 | 450 | 360 | 400 | 320 | 184 | 3601*1170*2115 | 4600*1450*2200 | DC13 072A 02-12 | | 6L | 12.7 | ECU | |
| S500E5 | 500 | 400 | 450 | 360 | 183 | 3601*1170*2115 | 4600*1450*2200 | DC13 072A 02-13 | | 6L | 12.7 | ECU | |
| S550E5 | 650 | 440 | 500 | 400 | 183 | 3601*1170*2115 | 4600*1450*2200 | DC13 072A 02-14 | | 6L | 12.7 | ECU | |
| S660E5 | 660 | 528 | 600 | 480 | 192 | 3650*1310*2200 | 4900*1800*2530 | DC16 072A 02-11 | | 8V | 16.4 | ECU | |
| S715E5 | 715 | 572 | 650 | 520 | 191 | 3650*1310*2200 | 4900*1800*2530 | DC16 072A 02-12 | | 8V | 16.4 | ECU | |
| S770E5 | 770 | 616 | 700 | 560 | 191 | 3765*1310*2105 | 4900*1800*2530 | DC16 072A 02-13 | | 8V | 16.4 | ECU | |

60HZ T

### Powered by Scania
### S Series | 220V_Diesel 313kVA - 800kVA

| Genset Model | ESP | | PRP | | Fuel Cons g/kWh(75%) | L*W*H (mm) | L*W*H (mm) | Engine Model | Country of origin | Cyl Arrangement | Displacement (L) | Gov | Cooling |
|---|---|---|---|---|---|---|---|---|---|---|---|---|---|
| | KVA | KW | KVA | KW | | | | | | | | | |
| S313E6 | 313 | 250 | 275 | 220 | 197 | 3000*1759*1160 | 4350*1450*2100 | DC09 072A 02-11 | | 5L | 9.3 | ECU | |
| S344E6 | 344 | 275 | 313 | 250 | 197 | 3000*1759*1160 | 4350*1450*2100 | DC09 072A 02-12 | | 5L | 9.3 | ECU | |
| S360E6 | 360 | 288 | 330 | 264 | 197 | 3000*1759*1160 | 4350*1450*2100 | DC09 072A 02-13 | | 5L | 9.3 | ECU | |
| S413E6 | 413 | 330 | 375 | 300 | 197 | 3000*1759*1160 | 4350*1450*2100 | DC09 072A 02-14 | | 5L | 9.3 | ECU | |
| S450E6 | 450 | 360 | 413 | 330 | 187 | 3600*2090*1460 | 4600*1450*2200 | DC13 072A 02-11 | | 6L | 12.7 | ECU | |
| S500E6 | 500 | 400 | 450 | 360 | 187 | 3600*2090*1460 | 4600*1450*2200 | DC13 072A 02-12 | | 6L | 12.7 | ECU | |
| S550E6 | 550 | 440 | 500 | 400 | 187 | 3600*2090*1460 | 4600*1450*2200 | DC13 072A 02-13 | | 6L | 12.7 | ECU | |
| S625E6 | 625 | 500 | 563 | 450 | 196 | 3600*2090*1460 | 4600*1450*2200 | DC16 072A 02-11 | | 8V | 16.4 | ECU | |
| S715E6 | 715 | 572 | 650 | 520 | 196 | 3600*2090*1460 | 4900*1800*2530 | DC16 072A 02-11 | | 8V | 16.4 | ECU | |
| S770E6 | 770 | 616 | 700 | 560 | 195 | 3600*2090*1460 | 4900*1800*2530 | DC16 072A 02-12 | | 8V | 16.4 | ECU | |
| S800E6 | 800 | 640 | 728 | 582 | 195 | 3600*2090*1460 | 4900*1800*2530 | DC16 072A 02-13 | | 8V | 16.4 | ECU | |

Water-cooling

Open-side type  Sound-proof type  The engine is Sweden original

The rating is according to ISO 8528-1: +25℃ mASL; 30% relative humidity. The power losses please consult Leistung Energie Technical Department.

Further voltage rating are available under request: 50HZ_380V/415V/440V, 60HZ_208V/240V/380V/440V/480V

PRP-ISO8528: prime power is the maximum power available during a variable power sequence, which may be run for an unlimited number of hours per year, between stated maintenance intervals. The permissible average power output during at 24 hours period shall not exceed 80% of the prime power. 10% overload available for governing purposes only.

ESP-ISO8528: It is defined as the maximum power available, under the agreed operating conditions, for which the generating set is capable of delivering for up to 500 h of operation per year (of which no more than 300 h for continuative use) with the maintenance intervals and procedures being carried out as prescribed by the manufacturers. No overload capability is available.

50HZ 60HZ

# MS Series

Diesel Generator Sets | Powered by MHI

LEISTUNG energie


www.leistung-energie.com

## Diesel Generator | Three Phase

50HZ T

## Powered by MHI
## MS Series | 400V_Diesel 715kVA - 2500kVA

| Genset Model | ESP | | PRP | | Fuel Cons L/H (75%) | L*W*H (mm) | L*W*H (mm) | Engine Model | Country of origin | Cyl Arrangement | Displacement (L) | Gov | Cooling |
|---|---|---|---|---|---|---|---|---|---|---|---|---|---|
| | KVA | KW | KVA | KW | | | | | | | | | |
| MS715D5 | 715 | 572 | 650 | 520 | 104 | 4080*1715*1985 | ISO 20ft Container | S6R2-PTA-C | | 6L | 29.96 | E | |
| MS825D5 | 825 | 660 | 750 | 600 | 119 | 4080*1715*1985 | ISO 20ft Container | S6R2-PTAA-C | | 6L | 29.96 | E | |
| MS1400D5 | 1400 | 1120 | 1250 | 1000 | 202 | 4400*1756*2440 | ISO 40ft Container | S12R-PTA-C | | 12V | 49.03 | E | |
| MS1540D5 | 1540 | 1232 | 1400 | 1120 | 211 | 4515*2200*2510 | ISO 40ft Container | S12R-PTA2-C | | 12V | 49.03 | E | |
| MS1650D5 | 1650 | 1320 | 1500 | 1200 | 231 | 4515*2200*2510 | ISO 40ft Container | S12R-PTAA2-C | | 12V | 65.37 | E | |
| MS1915D5 | 1915 | 1532 | 1750 | 1400 | 260 | 5470*2200*2510 | ISO 40ft Container | S16R-PTA-C | | 16V | 65.37 | E | |
| MS2100D5 | 2100 | 1680 | 1875 | 1500 | 298 | 5470*2200*2510 | ISO 40ft Container | S16R-PTA2-C | | 16V | 65.37 | E | |
| MS2250D5 | 2250 | 1800 | 2050 | 1640 | 308 | 5700*2292*2566 | ISO 40ft Container | S16R-PTAA2-C | | 16V | 65.37 | E | |
| MS2500D5 | 2500 | 2000 | 2250 | 1800 | NA | 5700*2205*2810 | ISO 40ft Container | S16R2-PTAW-C | | 12V | 65.37 | E | |

Water-cooling

Open-side type  Containerized type  The engine is China original

The rating is according to ISO 8528-1: +25℃ mASL; 30% relative humidity. The power losses please consult Leistung Energie Technical Department.

Further voltage rating are available under request: 50HZ_380V/415V/440V, 60HZ_208V/240V/380V/440V/480V

PRP-ISO8528: prime power is the maximum power available during a variable power sequence, which may be run for an unlimited number of hours per year, between stated maintenance intervals. The permissible average power output during at 24 hours period shall not exceed 80% of the prime power. 10% overload available for governing purposes only.

ESP-ISO8528: It is defined as the maximum power available, under the agreed operating conditions, for which the generating set is capable of delivering for up to 500 h of operation per year (of which no more than 300 h for continuative use) with the maintenance intervals and procedures being carried out as prescribed by the manufacturers. No overload capability is available.




50HZ T

## A Series | 400V_Diesel 16.5kVA - 388kVA

| Genset Model | ESP | | PRP | | Fuel Cons L/H (75%) | L*W*H (mm) | L*W*H (mm) | Engine Model | Country of origin | Cyl Arrangement | Displacement (L) | Gov | Cooling |
|---|---|---|---|---|---|---|---|---|---|---|---|---|---|
| | KVA | KW | KVA | KW | | | | | | | | | |
| AF16.5D5 | 16.5 | 13 | 15 | 12 | 2.7 | 1720*580*1200 | 2050*850*1236 | AF2270 | | 4L | 2.27 | E | ≈ |
| AF22D5 | 22 | 18 | 20 | 16 | 3.7 | 1720*580*1200 | 2050*850*1236 | AF2540 | | 4L | 2.54 | E | ≈ |
| AF33D5 | 33 | 26 | 30 | 24 | 5.3 | 1720*580*1200 | 2050*850*1236 | AF2540 | | 4L | 2.54 | E | ≈ |
| AF44D5 | 44 | 35 | 40 | 32 | 7 | 2020*860*1410 | 2300*1000*1296 | AF3860 | | 4L | 3.86 | E | ≈ |
| AF55D5 | 55 | 44 | 50 | 40 | 8.7 | 2010*836*1287 | 2300*1000*1296 | AF3860 | | 4L | 4.86 | E | ≈ |
| AF66D5 | 66 | 53 | 60 | 48 | 10 | 2500*860*1410 | 2500*950*1296 | AF3860 | | 4L | 5.86 | E | ≈ |
| *AF13D5-1P | 13 | 13 | 11 | 11 | 2.7 | 1720*580*1200 | 2050*850*1236 | AF2270 | | 4L | 2.27 | E | ≈ |
| *AF18D5-1P | 18 | 18 | 16 | 16 | 3.7 | 1720*580*1200 | 2050*850*1190 | AF2540 | | 4L | 2.54 | E | ≈ |
| *AF22D5-1P | 22 | 22 | 20 | 20 | 4.5 | 1720*580*1200 | 2050*850*1236 | AF2540 | | 4L | 2.54 | E | ≈ |
| *AF27D5-1P | 27 | 27 | 24 | 24 | 5.5 | 2010*836*1287 | 2300*1000*1296 | AF2540 | | 4L | 2.54 | E | ≈ |
| AS94D5 | 94 | 75 | 85 | 68 | 14.3 | 1750*995*1435 | 2680*1100*1732 | AS4300 | | 4L | 4.3 | E | ≈ |
| AS110D5 | 110 | 88 | 100 | 80 | 17.1 | 1750*940*1480 | 2680*1100*1732 | AS4300 | | 4L | 4.3 | E | ≈ |
| AS125D5 | 125 | 100 | 112.5 | 90 | 16.7 | 1750*940*1480 | 2680*1100*1732 | AS4300 | | 4L | 4.3 | E | ≈ |
| AS150D5 | 150 | 120 | 138 | 110 | 21.3 | 1750*940*1480 | 2680*1100*1732 | AS4300 | | 4L | 4.3 | E | ≈ |
| AS165D5 | 165 | 132 | 150 | 120 | 25.2 | 2400*1025*1535 | 3350*1100*1784 | AS6500 | | 6L | 6.5 | E | ≈ |
| AS206D5 | 206 | 165 | 188 | 150 | 29.5 | 2400*1025*1535 | 3350*1100*1784 | AS6500 | | 6L | 6.5 | E | ≈ |
| AS220D5 | 220 | 176 | 200 | 160 | 32.8 | 2345*1050*1590 | 3600*1130*1950 | AS8900 | | 6L | 8.82 | E | ≈ |
| AS250D5 | 250 | 200 | 225 | 180 | 36.8 | 2500*1055*1660 | 3820*1140*2062 | AS8900 | | 6L | 8.82 | E | ≈ |
| AS275D5 | 275 | 220 | 250 | 200 | 32.8 | 2600*1055*1830 | 3870*1190*2112 | AS8900 | | 6L | 8.82 | E | ≈ |
| AS388D5 | 388 | 310 | 350 | 280 | 54.1 | REQ | REQ | AS11800 | | 6L | 11.8 | E | ≈ |

60HZ T

## A Series | 220V_Diesel 22kVA - 388kVA

| Genset Model | ESP | | PRP | | Fuel Cons L/H (75%) | L*W*H (mm) | L*W*H (mm) | Engine Model | Country of origin | Cyl Arrangement | Displacement (L) | Gov | Cooling |
|---|---|---|---|---|---|---|---|---|---|---|---|---|---|
| | KVA | KW | KVA | KW | | | | | | | | | |
| AF22D6 | 22 | 18 | 20 | 16 | 3.5 | 1615*550*1180 | 2050*850*1196 | Af2270 | | 4L | 2.27 | E | ≈ |
| AF33D6 | 33 | 26 | 30 | 24 | 4.9 | 1655*550*1180 | 2050*850*1196 | AF2540 | | 4L | 2.54 | E | ≈ |
| AF44D6 | 44 | 35 | 40 | 32 | 6.3 | 1745*550*1180 | 2320*1005*1300 | AF3860 | | 4L | 2.54 | E | ≈ |
| AF55D6 | 55 | 44 | 50 | 40 | 7.5 | 2020*860*1410 | 2300*1000*1281 | AF3860 | | 4L | 3.86 | E | ≈ |
| AF66D6 | 66 | 53 | 60 | 48 | 9.2 | 2020*860*1410 | 2500*950*1286 | AF3860 | | 4L | 4.86 | E | ≈ |
| AF75D6 | 75 | 60 | 68 | 54 | 11 | 2500*860*1410 | 2500*950*1281 | AF3860 | | 4L | 5.86 | E | ≈ |
| AF17D6-1P | 17 | 17 | 16 | 16 | 3.5 | 1615*550*1180 | 2050*850*1196 | AF2270 | | 4L | 2.27 | E | ≈ |
| AF26D6-1P | 26 | 26 | 24 | 24 | 4.9 | 1655*550*1180 | 2050*850*1236 | AF2540 | | 4L | 2.54 | E | ≈ |
| AF35D6-1P | 35 | 35 | 32 | 32 | 6.3 | 1745*550*1180 | 2300*1000*1296 | AF3860 | | 4L | 2.54 | E | ≈ |
| AF44D6-1P | 44 | 44 | 40 | 40 | 7.5 | 2020*860*1410 | 2300*1000*1296 | AF3860 | | 4L | 3.86 | E | ≈ |
| AS83D6 | 83 | 66.4 | 75 | 60 | 13 | 1750*995*1435 | 2680*1100*1732 | AS4300 | | 4L | 4.3 | E | ≈ |
| AS110D6 | 110 | 88 | 100 | 80 | 16.4 | 1750*995*1435 | 2680*1100*1732 | AS4300 | | 4L | 4.3 | E | ≈ |
| AS125D6 | 125 | 100 | 112.5 | 90 | 19.5 | 1750*940*1480 | 2680*1100*1732 | AS4300 | | 4L | 4.3 | E | ≈ |
| AS150D6 | 150 | 120 | 138 | 110 | 21.8 | 1750*940*1480 | 2680*1100*1732 | AS4300 | | 4L | 4.3 | E | ≈ |
| AS165D6 | 165 | 132 | 150 | 120 | 25.2 | 2400*1025*1535 | 3350*1100*1784 | AS6500 | | 6L | 6.5 | E | ≈ |
| AS188D6 | 188 | 150.4 | 170 | 136 | 27.9 | 2400*1025*1535 | 3350*1100*1784 | AS6500 | | 6L | 6.5 | E | ≈ |
| AS206D6 | 206 | 164.8 | 188 | 150 | 32 | 2400*1025*1535 | 3350*1100*1784 | AS6500 | | 6L | 6.5 | E | ≈ |
| AS220D6 | 220 | 176 | 200 | 160 | 32 | 2400*1025*1535 | 3350*1100*1784 | AS6500 | | 6L | 6.5 | E | ≈ |
| AS250D6 | 250 | 200 | 225 | 180 | 37.4 | 2345*1050*1590 | 3600*1130*1950 | AS8900 | | 6L | 8.82 | E | ≈ |
| AS275D6 | 275 | 220 | 250 | 200 | 41.6 | 2500*1055*1660 | 3820*1140*2062 | AS8900 | | 6L | 8.82 | E | ≈ |
| AS300D6 | 300 | 240 | 275 | 220 | 37.4 | 2600*1055*1830 | 3870*1190*2112 | AS8900 | | 6L | 8.82 | E | ≈ |
| AS330D6 | 330 | 264 | 300 | 240 | 46.1 | 2600*1055*1830 | 3870*1190*2112 | AS8900 | | 6L | 8.82 | E | ≈ |
| AS388D6 | 388 | 310.4 | 350 | 280 | 56.6 | REQ | REQ | AS11800 | | 6L | 11.8 | E | ≈ |

* Single phase power factor:1

≈ Water-cooling

Open-side type  Sound-proof type  The engine is China original

The rating is according to ISO 8528-1: +25℃ mASL; 30% relative humidity. The power losses please consult Leistung Energie Technical Department.

Further voltage rating are available under request: 50HZ_380V/415V/440V, 60HZ_208V/240V/380V/440V/480V

PRP-ISO8528: prime power is the maximum power available during a variable power sequence, which may be run for an unlimited number of hours per year, between stated maintenance intervals. The permissible average power output during at 24 hours period shall not exceed 80% of the prime power. 10% overload available for governing purposes only.

ESP-ISO8528: It is defined as the maximum power available, under the agreed operating conditions, for which the generating set is capable of delivering for up to 500 h of operation per year (of which no more than 300 h for continuative use) with the maintenance intervals and procedures being carried out as prescribed by the manufacturers. No overload capability is available.

# M Series

Diesel Generator Sets | Powered by MTU

LEISTUNG energie

50HZ 60HZ




50HZ T

Diesel Generator | Three Phase

Powered by MTU

# M Series | 400V_Diesel 880kVA - 3250kVA

| Genset Model | ESP | | PRP | | Fuel Cons L/H (75%) | L*W*H (mm) | L*W*H (mm) | Engine Model | Country of origin | Cyl Arrangement | Displacement (L) | Gov | Cooling |
|---|---|---|---|---|---|---|---|---|---|---|---|---|---|
| | KVA | KW | KVA | KW | | | | | | | | | |
| M880E5 | 880 | 704 | 800 | 640 | 138.7 | 3390*1535*2145 | ISO 20ft Container | 12V2000G65 | | 12V | 23.9 | ADEC | ≈ |
| M1000E5 | 1000 | 800 | 900 | 720 | 157.5 | 4495*2125*2295 | ISO 20ft Container | 16V2000G25 | | 16V | 31.8 | ADEC | ≈ |
| M1100E5 | 1100 | 880 | 1000 | 800 | 171.3 | 4495*2125*2295 | ISO 20ft Container | 16V2000G65 | | 16V | 31.8 | ADEC | ≈ |
| M1250E5 | 1250 | 1000 | 1125 | 900 | 196.4 | 4840*1830*2165 | ISO 20ft Container | 18V2000G65 | | 16V | 31.8 | ADEC | ≈ |
| M1375E5 | 1375 | 1100 | 1250 | 1000 | 194.8 | 5785*2233*2320 | ISO 40ft Container | 18V2000G26F | | 18V | 35.8 | ADEC | ≈ |
| M1500E5 | 1500 | 1200 | 1350 | 1080 | 236.6 | 5785*2233*2320 | ISO 40ft Container | 12V4000G23R | | 12V | 57.2 | ADEC | ≈ |
| M1650E5 | 1650 | 1320 | 1500 | 1200 | 265.7 | 5785*2233*2320 | ISO 40ft Container | 12V4000G23 | | 12V | 57.2 | ADEC | ≈ |
| M1800E5 | 1800 | 1440 | 1625 | 1300 | 265.7 | 5785*2233*2320 | ISO 40ft Container | 12V4000G23 | | 12V | 57.2 | ADEC | ≈ |
| M2000E5 | 2000 | 1600 | 1812 | 1450 | 300.2 | 5785*2233*2320 | ISO 40ft Container | 12V4000G63 | | 12V | 57.2 | ADEC | ≈ |
| M2250E5 | 2250 | 1800 | 2050 | 1640 | 344.4 | 6568*2645*2320 | ISO 40ft Container | 16V4000G23 | | 16V | 76.3 | ADEC | ≈ |
| M2500E5 | 2500 | 2000 | 2250 | 1800 | 372.6 | 6568*2645*2320 | ISO 40ft Container | 16V4000G63 | | 16V | 76.3 | ADEC | ≈ |
| M2750E5 | 2750 | 2200 | 2500 | 2000 | 434.3 | 7160*2555*2930 | ISO 40ft Container | 20V4000G23 | | 20V | 95.4 | ADEC | ≈ |
| M3000E5 | 3000 | 2400 | 2750 | 2200 | 473 | 7238*2645*2320 | REQ | 20V4000G63 | | 20V | 95.4 | ADEC | ≈ |
| M3250E5 | 3250 | 2600 | 3000 | 2400 | 501.1 | 7238*2645*2320 | REQ | 20V4000G63L | | 20V | 95.4 | ADEC | ≈ |

≈ Water-cooling

Open-side type  Containerized type  The engine is Germany original  The engine is China original

The rating is according to ISO 8528-1: + 25℃ mASL; 30% relative humidity. The power losses please consultant Leistung Energie Technical Department.

Further voltage rating are available under request: 50HZ_380V/415V/440V.

PRP-ISO8528: prime power is the maximum power available during a variable power sequence, which may be run for an unlimited number of hours per year, between stated maintenance intervals. The permissible average power output during at 24 hours period shall not exceed 80% of the prime power. 10% overload available for governing purposes only.

ESP-ISO8528: It is defined as the maximum power available, under the agreed operating conditions, for which the generating set is capable of delivering for up to 500 h of operation per year (of which no more than 300 h for continuative use) with the maintenance intervals and procedures being carried out as prescribed by the manufacturers. No overload capability is available.



Diesel Generator | Three Phase

Powered by MTU

# M Series | 220/440V_Diesel 875kVA - 4000kVA

60HZ T

| Genset Model | ESP | | PRP | | Fuel Cons L/H (75%) | L*W*H (mm) | L*W*H (mm) | Engine Model | Country of origin | Cyl Arrangement | Displacement (L) | Gov | Cooling |
|---|---|---|---|---|---|---|---|---|---|---|---|---|---|
| | KVA | KW | KVA | KW | | | | | | | | | |
| M875E6 | 875 | 700 | 800 | 640 | 117.2 | 3390*1535*2145 | ISO 20ft Container | 12V2000G45 | | 12V | 23.9 | ADEC | ≈ |
| M1000E6 | 1000 | 800 | 900 | 720 | 136.7 | 4495*2125*2295 | ISO 20ft Container | 12V2000G85 | | 12V | 23.9 | ADEC | ≈ |
| M1125E6 | 1125 | 900 | 1025 | 820 | 159.2 | 4495*2125*2295 | ISO 20ft Container | 16V2000G45 | | 16V | 31.8 | ADEC | ≈ |
| M1250E6 | 1250 | 1000 | 1138 | 910 | 165.8 | 4840*1830*2165 | ISO 40ft Container | 16V2000G85 | | 16V | 31.8 | ADEC | ≈ |
| M1500E6 | 1500 | 1200 | 1375 | 1100 | 193.8 | 5785*2233*2320 | ISO 40ft Container | 18V2000G85 | | 18V | 35.8 | ADEC | ≈ |
| M2000E6 | 2000 | 1600 | 1819 | 1455 | 251.8 | 5785*2233*2320 | ISO 40ft Container | 12V4000G43 | | 12V | 57.2 | ADEC | ≈ |
| M2200E6 | 2200 | 1760 | 2000 | 1600 | 286.2 | 5785*2233*2320 | ISO 40ft Container | 12V4000G83 | | 12V | 57.2 | ADEC | ≈ |
| M2500E6 | 2500 | 2000 | 2250 | 1800 | 339.7 | 6568*2645*2320 | ISO 40ft Container | 16V4000G43 | | 16V | 76.3 | ADEC | ≈ |
| M2875E6 | 2875 | 2300 | 2625 | 2100 | 377.8 | 6568*2645*2320 | ISO 40ft Container | 16V4000G83 | | 16V | 76.3 | ADEC | ≈ |
| M3125E6 | 3125 | 2500 | 2875 | 2300 | 429.1 | 7160*2555*2930 | ISO 40ft Container | 20V4000G43 | | 20V | 95.4 | ADEC | ≈ |
| M3438E6 | 3438 | 2750 | 3125 | 2500 | 463.1 | 7160*2555*2930 | REQ | 20V4000G83 | | 20V | 95.4 | ADEC | ≈ |
| M4000E6 | 4000 | 3200 | 3638 | 2910 | 503.7 | 7238*2645*2320 | REQ | 20V4000G83L | | 20V | 95.4 | ADEC | ≈ |

≈ Water-cooling

Open-side type  Containerized type  The engine is Germany original  The engine is China original

The rating is according to ISO 8528-1: + 25℃ mASL; 30% relative humidity. The power losses please consultant Leistung Energie Technical Department.

Further voltage rating are available under request: 60HZ_208V/240V/380V/440V/480V.

PRP-ISO8528: prime power is the maximum power available during a variable power sequence, which may be run for an unlimited number of hours per year, between stated maintenance intervals. The permissible average power output during at 24 hours period shall not exceed 80% of the prime power. 10% overload available for governing purposes only.

ESP-ISO8528: It is defined as the maximum power available, under the agreed operating conditions, for which the generating set is capable of delivering for up to 500 h of operation per year (of which no more than 300 h for continuative use) with the maintenance intervals and procedures being carried out as prescribed by the manufacturers. No overload capability is available.

LEISTUNG energie

# Sound-Proof Canopy

Powering A Better Future





**EFFICIENT, RELIABLE & DEPENDABLE ON SITE POWER**

# Power Solution

Powering A Better Future

## A. Fuel System Solution

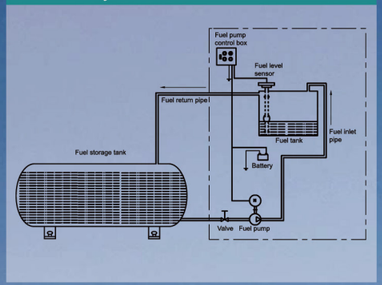


## B. Remote Control System

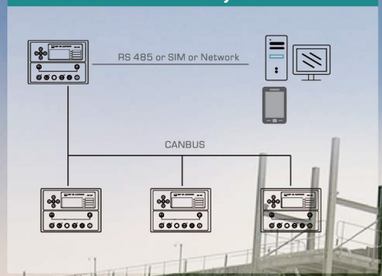


## C. Paralleling System


## D. ATS System



# LEISTUNG

energie

Powering A Better Future